



Thank you for downloading our free activity page from www.adaycare.com

Even though this is a free sample, do not place our materials on your website, instead please link to our website for people to come and get their own free sample.

Our free samples are copyright protected and we own the rights to all of our materials.

Copyright and terms of use notice: **Copyright @ adaycare.com** – All rights reserved

Please note: Even though these are free samples, adaycare.com owns these materials. We allow you to use the materials in your home, daycare or preschool only. And any other type of business needs to contact us before using these materials. Do not place any of our materials on your website without our written permission.

No part of the publication may be reproduced, stored in a retrieval system or transmitted in any form or by any means, electronic, mechanical, photocopying, recording or otherwise, without the prior written permission of the copyright owner.


Federal copyright law prohibits the reproduction, distribution, public performance, or public display of copyrighted materials without the written permission of the copyright owner.

We know most of the people who use our materials, won't abuse our copyright, etc., but for the one or two who are thinking about it, we have to place this information here so they can see that it is illegal to do so, and once caught they may be prosecuted.

Thank you for your cooperation!

Save Ink – This page doesn't need to be printed.

Dinosaur Color Match Up



Dinosaur Color Match Up – Free Sample – adaycare.com

You will need:

White cardstock paper, colored pom-poms and a small plastic bowl.

Directions: How to set up

Print onto heavy paper such as white cardstock paper.

You may want to laminate to make it more durable.

Place some colored pom-poms in a bowl, you will need one each (blue, red, black, brown, pink, white, green, yellow) for each child.

Directions: How To Play

Have the children take turns picking one pom-pom out of the bowl

Have them tell you what color they picked from the bowl

Have child match the pom-pom to the same colored circle on their dinosaur.

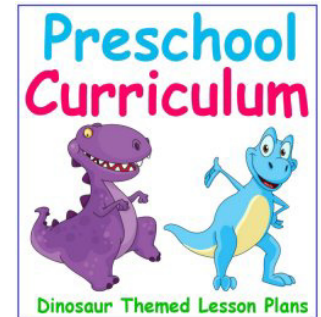
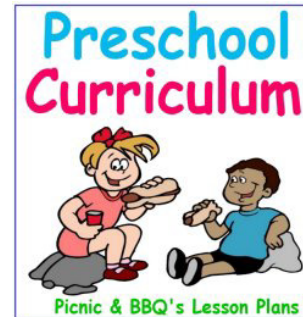
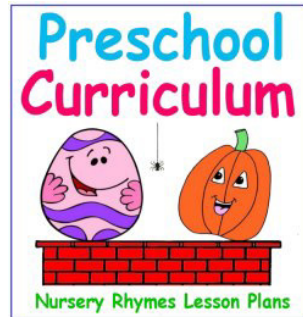

For older children you may want them to use tongs or pincers (made for kids)

Continue until all of the circles are covered with pom-poms.

If you liked our dinosaur color match up activity game, then you will love our August preschool curriculum.

Looking for preschool dinosaur week activities or lesson plans? Check out our August preschool curriculum.

Please visit <http://www.adaycare.com/August.html> for more fun hands-on learning activities.



We hope you enjoyed our free activity page from www adaycare.com

If you enjoyed our free activity page then you will love our August preschool curriculum which is broken down into 4 weekly themes, see the four weeks of themed lesson plans shown above.

Our lesson plans include circle time, crafts, numbers, shapes, colors, words to songs, fine motor, math, science, gross motor movement activities, early literacy and much more!

We offer lots of "hand on activities" with no printable pages plus we provide all printable pages you will need to complete the lessons such as worksheets, printable games, printable puppets, printable crafts, etc.

We also have infant, young toddler and toddler monthly curriculums with theme based lesson plans on our website, these are sold separately.

Our August preschool curriculum is for children 2.5 to 6 years of age.

copyright www adaycare.com – all rights reserved