




Printable Pages

Thank you for downloading our free printable page. This page is free for a limited time.

Print out the printable page onto white copy paper.

Printing Notes: Make sure you look below to see exactly which pages you want to print out and then go to the **top of the PDF file** and click the word **file**, then the word **print**, then go to **pages to print** and put in the number of the page or pages you want to print such as **3** or **3-4**, this will print out page 3 or pages 3 and 4. Put in the page number or numbers you want to print out, that way you don't waste ink and paper by printing out this page or other pages you don't want printed.

Copyright @ adaycare.com – All rights reserved



F is for fish.

Trace the word F is for fish {above}. Circle the F's {below}.

F

B

P

F

M

H

F

P

F

K

F

H

O

F

F

D

F

H

L

E

F

T

G

F

F

E

F



You will need: white copy paper, one sheet per child and a crayon, marker or thick pencil per child

Directions: Print out the letter F is for fish page onto copy paper, you will need one page per child.

Activity: Have the children trace the word fish at the top of the page with a crayon, marker or thick pencil.

Then have the children find the letter F at the bottom of the page and have the children circle them, put a circle sticker on them or dot them with a paint dauber

To begin teacher will pass out each child the letter F is for fish page. She will point to the letter F on the page and ask the children if they know what letter that is and then she will ask them to look at their paper and locate the fish on their paper.

Next, have them look at the word fish underneath, ask the children to point at the letter f in the word fish, then ask the children who knows what the next letter is? It's an i, who knows what letter comes after the i, yes, it's an s, what is the last letter? Yes, it's an h.

Does anyone know what these letters spell? Look at the picture above, now do you know what the letters spell, yes the letters spell the word fish.

Teacher will need to pass out the crayons, markers or thick pencils to the children and have them trace the letters.

When they are done tracing the word fish, teacher will have the children look at their papers again and find the letters at the bottom of the page, she will have them find the first letter f that is circled and point to it. Next, she will have all the children continue to look in that row to see if they can find another f, as they find the letters have them point to them and teacher can look over to make sure they are actually pointing at the letter f. Once everyone has the hang of pointing out the letter f's teacher will have them begin to circle the F's.

Teacher will pass out crayons, markers or thick pencils and have the children circle the F's on the page, or teacher can pass out circle stickers and have the children place these onto the F's or she will give them paint or bingo daubers to go through and dab either letter F that they find in each row.



Freebies:

We are adding new freebies often, please check our free sample page for new activities, videos or downloads that we have added. <http://www.adaycare.com/sample.html>

Free ABC Coloring Pages


We have these cute alphabet letter coloring pages for free! We have the entire set A to Z.



Free Printable Books







Free Beach Theme Printable Pages



We hope you enjoyed our beach week printable activity.



We also have beach week lesson plans which are included in our preschool June lesson plans.

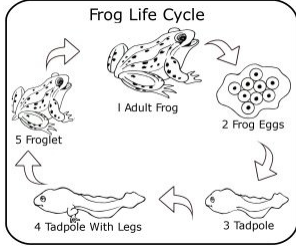
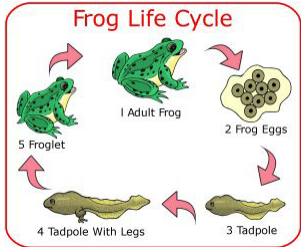


View some of the **June preschool lesson plans** below, you can find our preschool June lesson plans at www adaycare.com/June.html






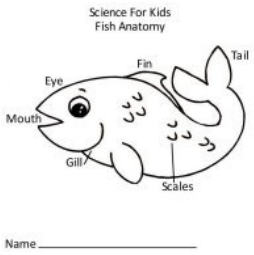
Science - Frog Match Up Game



Science For Kids
Sort The Ocean Animals




			
			
			
			






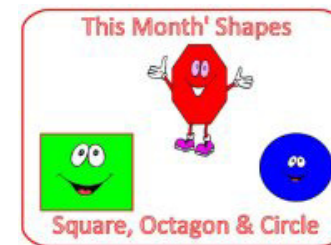



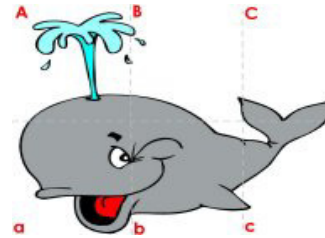
Cat Color Match Up

Shell Letter Match Up Game

A 	B 	C 





Please visit us at www adaycare.com/June.html to view or purchase our preschool June lesson plans!

Thank you for downloading our free beach week printable activity page from www.adaycare.com

Do not place our materials on your website, these are free for a limited time, these items are not to be given out by anyone but adaycare.com

Please note: Even though these are free samples, adaycare.com owns these materials. We allow you to use the materials in your home, daycare or preschool only. And any other type of business needs to contact us before using these materials. Do not place any of our materials on your website without our written permission.

No part of the publication may be reproduced, stored in a retrieval system or transmitted in any form or by any means, electronic, mechanical, photocopying, recording or otherwise, without the prior written permission of the copyright owner.

Federal copyright law prohibits the reproduction, distribution, public performance, or public display of copyrighted materials without the permission of the copyright owner, unless fair use or another exemption under copyright law applies.

We know most of the people who use our materials, won't abuse our copyright, etc., but for the one or two who are thinking about it, we have to place this information here so they can see that it is illegal to do so, and once caught they may be prosecuted.

We also have **beach week lesson plans** in our Preschool June Curriculum! Visit this page at www.adaycare.com/June.html to view!

Thank you for your cooperation!

View Our:

Preschool Lesson Plans	Printable Books For Kids
Toddler Lesson Plans	Daycare Forms
Infant lesson plans	Starting A Daycare Kit
Preschool Videos (Free To Watch)	Free Samples
Math Packs	
Book Packs	

We Have Lots of Fun “Hands on Activities” for kids

You can visit us at www.adaycare.com

Copyright @ adaycare.com – All rights reserved